



Report to City Council

TO: Mayor and City Council
Mayor and City Council Acting in its Capacity as President and Members of the Board of Directors of the Moreno Valley Community Services District (CSD)
Mayor and City Council Acting in its Capacity as Chairman and Commissioners of the Moreno Valley Housing Authority (HA)

FROM: Marshall Eyerman, Chief Financial Officer
Thomas M. DeSantis, City Manager

AGENDA DATE: February 20, 2018

TITLE: FISCAL YEAR 2017/18 MID-YEAR BUDGET REVIEW AND APPROVAL OF THE REVISED OPERATING BUDGETS FOR FISCAL YEAR 2017/18 AND FISCAL YEAR 2018/19

RECOMMENDED ACTION

Recommendations: That the City Council:

1. Receive and file the Fiscal Year 2017/18 Mid-Year Budget Review. (Attachment 1)
2. Adopt Resolution No. 2018-08. A resolution of the City Council of the City of Moreno Valley, California, adopting the revised budgets for Fiscal Year 2017/18 and Fiscal Year 2018/19.

Recommendation: That the CSD:

1. Adopt Resolution No. CSD 2018-01. A resolution of the Moreno Valley Community Services District of the City of Moreno Valley, California, adopting the revised budgets for Fiscal Year 2017/18 and Fiscal Year 2018/19.

Recommendation: That the HA:

1. Adopt Resolution No. HA 2018-01. A resolution of the Moreno Valley Housing Authority of the City of Moreno Valley, California, adopting the revised budgets for Fiscal Year 2017/18 and Fiscal Year 2018/19.

Recommendations: That the City Council as Successor Agency:

1. Adopt Resolution No. SA 2018-02. A Resolution of the City Council of the City of Moreno Valley, California, Serving as Successor Agency to the Community Redevelopment Agency of the City of Moreno Valley, California, adopting the revised budgets for Fiscal Year 2017/18 and Fiscal Year 2018/19.

SUMMARY

This report provides the Mid-Year Budget Report which updates the Mayor and City Council regarding current year financial trends and provides the Fiscal Year (FY) 2017/18 Mid-Year Budget Review through December 31, 2017. This report also requests the approval of recommended amendments to FY 2017/18 and 2018/19 revenues and expenditures.

DISCUSSION

On May 2, 2017, the City Council adopted the Two-Year Budget for Fiscal Years 2017/18 & 2018/19. The budget included all component units of the City, including the General Fund, Community Services District, Housing Authority and Successor Agency. During the two-year budget period, the City Council will be updated of the City's financial condition through the process of First Quarter, Mid-Year and Third Quarter Budget Reviews. This ongoing process ensures a forum to review expenditure and revenue changes from the estimates made in the budget document. Additionally, any significant changes in projected revenue or unanticipated expenditures that may occur will be shared with the City Council. This report provides the FY 2017/18 Mid-Year Review for the first six months, July through December. The Mid-Year Budget Review will focus primarily on the City's General Fund. This review will also present six months operational results from other key funds.

The City Council's direction to "Maintain a Balanced General Fund Budget" serves as a foundation for the fiscal status of City operations. Ongoing funding is directed to sustain ongoing operational expenses; one-time funding is directed toward one-time expenditures.

Recommended budget adjustments address projected expenditures and correct one-time requirements in several funds.

FISCAL YEAR 2017/18 MID-YEAR REVIEW:

This Mid-Year Report updates the Mayor and City Council regarding current year financial trends and provides the opportunity for the City Council to review the recommended actions as they relate to revenues and expenditures.

General Fund Revenue Update

Revenue receipts do not follow an even schedule. Although 50% of the fiscal year has elapsed, based on historic trends revenues are estimated to be at approximately 33% of the budgeted amount. Actual revenues received are currently 32% of budget. Revenue amounts continue to be stable. Although there will be variances in some of the amounts budgeted, the total is expected to remain within 1% of the amended budget for the year. It should be noted that the lag in timing of revenue receipts is one reason an operating cash reserve continues to be necessary.

General Fund Expenditure Update

Although not all expenditures follow a straight-line spending pattern, operating expenditures should track close to within 50% of budget for the year at the end of the first 6 months. As of December 31, 2017, total General Fund expenditures were at 48%. This pace is within expectations for most activities in the General Fund.

FISCAL YEAR 2017/18 BUDGET ADJUSTMENTS

The FY 2017/18 General Fund revenue budget, as amended, totals approximately \$103.1 million. Based on economic activity and revenue collections through December 2017, staff is not anticipating that total revenues will produce any significant increases over the amounts originally budgeted. Although there are some decreases noted by revised estimates, adjustments offset these impacts. The recommended Mid-Year budget changes increase revenues by \$853,456 to approximately \$104 million, due primarily to increased building permits and administrative fees.

The FY 2017/18 General Fund expenditures budget, as currently amended, totals approximately \$101.9 million. The recommended Mid-Year budget changes increase expenditures by \$477,111 to \$104.9 million. This is primarily due to moving budget originally in FY 2018/19 to FY2017/18 for the March Air Reserve Base Air show and a reallocation of personnel and internal service fund charges from Gas Tax to the General Fund. *The fund continues to be structurally balanced, without the use of fund balance for ongoing operations.* The specific budget adjustments for the General Fund are summarized in Exhibit A attached to the City Council Resolutions recommended for approval.

Fund	Type (Rev/Exp)	FY 2017/18 Amended Budget	Proposed Adjustments (\$)	Proposed Adjustments (%)	FY 2017/18 Amended Budget (1)
General Fund	Rev	\$103,102,086	\$853,456	<1%	\$103,955,542

General Fund	Exp	\$103,077,957	\$477,111	<1%	\$103,555,068
Net Total*		\$24,129	\$376,345		\$400,474

*Excludes one-time expenditures from fund balance as described below.

The City ended FY 2016/17 with a budget surplus in excess of \$5 million due to annual savings and reduction of expenses below budgets. The surplus reflects that the Operating Budget is being effectively managed and allows for the use of the funds for one-time expenditures in FY 2017/18. Based on the City Council's actions, the following provides a summary of the approved one-time expenditures to date from these one-time revenues:

Carryovers	(\$363,418)
Turf Replacement - Community Park	(\$1,000,000)
Street Improvements	(\$1,200,000)

SUMMARIES OF MAJOR FUNDS

The following provides a summary of some of the proposed budget adjustments. A complete list of all changes is identified in Exhibit A to the Resolutions.

Gas Tax (Fund 2000)

Decreasing revenue budget by \$47,560 to align with the updated Highway Users Tax Account revenue projections.

Due to a structural change in personnel and internal service funds, both were moved from Gas Tax to the General Fund, which is partially offset by reimbursable time spent on capital projects.

Capital Project Grant (Fund 2301)

Request a carryover of \$8,486,273 to match previously approved and awarded grants that were previously budgeted but not yet received.

Tax Allocation Bonds (Fund 4851/4852)

In May 2017, the City Council authorized the issuance of the Tax Allocation Refunding Bonds, Series 2017. The final transactions for the receipt of bond proceeds and the refunding of the prior bonds of \$40,855,000 aggregate principal amount are reflected in the requested adjustments.

Electric (Fund 6010/6011)

Expenditures are increasing by \$2,425,700 and revenue to \$1,137,700 due to the increase in demand and new development. The increase in demand requires Moreno Valley Utilities to purchase electricity from wholesale vendors. New development within

our service area is increasing demand for electricity, but also increasing revenue due to an increased customer base.

ALTERNATIVES

1. Recommend approval of proposed Recommended Actions as set forth in this staff report, including the approval of the budget adjustments for FY 2017/18 and 2018/19, as presented in Exhibit A. The approval of these items will allow for ongoing activities to be carried out in the current fiscal year and the City is able to modify budgets and operations as necessary through this quarterly review, while retaining a structurally balanced General Fund budget. *Staff recommends this alternative.*
2. Do not recommend approval of proposed Recommended Actions as set forth in this staff report, including the resolutions adopting the budget adjustments to the FY 2017/18 and 2018/19 budget, as presented in Exhibit A. *Staff does not recommend this alternative.*

FISCAL IMPACT

The City's Budget provides the funding and expenditure plan for all funds. As such, it serves as the City's financial plan for the fiscal year. The fiscal impacts for the proposed budget amendments are identified in Exhibit A to the Resolutions.

NOTIFICATION

Publication of the agenda.

PREPARATION OF STAFF REPORT

Prepared By:
Stephanie Cuff
Management Analyst

Department Head Approval:
Marshall Eyerman
Chief Financial Officer/City Treasurer

Concurred By:
Brian Mohan
Financial Resources Division Manager

Approved by:
Thomas M. DeSantis
City Manager

CITY COUNCIL GOALS

Revenue Diversification and Preservation. Develop a variety of City revenue sources and policies to create a stable revenue base and fiscal policies to support essential City services, regardless of economic climate.

CITY COUNCIL STRATEGIC PRIORITIES

1. Economic Development
2. Public Safety
3. Library

- 4. Infrastructure
- 5. Beautification, Community Engagement, and Quality of Life
- 6. Youth Programs


ATTACHMENTS

- 1. Mid-Year Financial Summary Report FY 2017/18
- 2. City Resolution 2018-08
- 3. Exhibit A - Amendments FY 2017/18 & FY 2018/19
- 4. CSD Resolution 2018-01
- 5. Housing Resolution 2018-01
- 6. SA Resolution 2018-02

APPROVALS

Budget Officer Approval	<u>✓ Approved</u>	2/13/18 9:26 AM
City Attorney Approval	<u>✓ Approved</u>	2/14/18 9:02 AM
City Manager Approval	<u>✓ Approved</u>	2/14/18 12:30 PM

RESULT:	APPROVED [UNANIMOUS]
MOVER:	David Marquez, Council Member
SECONDER:	Ulises Cabrera, Council Member
AYES:	Gutierrez, Baca, Marquez, Cabrera, Giba



City of Moreno Valley Fiscal Year 2017/18 Mid-Year Financial Summary

TO: Mayor and City Council
FROM: Marshall Eyerman, Chief Financial Officer/City Treasurer
DATE: February 20, 2018

INTRODUCTION

On May 2, 2017, the City Council adopted the Two-Year Operating Budget for Fiscal Years (FY) 2017/18 – 2018/19. During the two-year budget period the City Council will be kept apprised of the City's financial condition through the process of First Quarter, Mid-Year Budget and Third Quarter Reviews. This ongoing process ensures a forum to look at expenditure and revenue deviations from the estimates made in the budget document. Additionally, any significant changes in projected revenue or unanticipated expenditures that may occur will be shared with the City Council.

This report provides a review of the unaudited financial results at the Mid-Year of FY 2017/18 (July 2017 – December 2017, 50% of the fiscal year).

CITYWIDE OPERATING REVENUE FY2016/17

The City ended FY 2016/17 with a budget surplus in excess of \$5 million due to annual savings and reduction of expenses below budgets. The surplus reflects that the Operating Budget is being effectively managed and allows for the use of the funds for one-time expenditures in FY 2017/18. Based on the City Council's actions, the following provides a summary of the approved one-time expenditures to date from these one-time revenues:

Carryovers	(\$363,418)
Turf Replacement – Community Park	(\$1,000,000)
Street Improvements	(\$1,200,000)

CITYWIDE OPERATING EXPENDITURE SUMMARY

The following table contains a summary of the adopted budget, amended budget and the Mid-Year expenditures. The totals represent each major fund type and component unit of the City.

Table 1. Citywide Operating Expenditures

Fund/Component Unit	FY 2017/18 Adopted Budget	FY 2017/18 Amended Budget	Actuals as of 12/31/17 (unaudited)	% of Amended Budget
General Fund	\$ 100,679,474	\$ 103,271,266	\$ 49,359,505	47.8%
Community Services District (CSD)	19,684,286	19,704,061	8,240,276	41.8%
Successor Agency	4,772,867	4,411,467	43,465,508	985.3% (1)
Housing Fund	250,000	250,000	(12,542)	-5.0%
Special Revenue Funds	28,708,442	52,191,621	14,069,119	27.0%
Capital Projects Funds	5,704,618	12,966,818	2,270,429	17.5%
Electric Utility Funds	34,193,565	44,669,761	18,491,797	41.4%
Internal Service Funds	13,798,372	17,133,093	6,649,693	38.8%
Debt Service Funds	6,461,310	4,549,870	2,628,190	57.8%
Total	\$ 214,252,934	\$ 259,147,957	\$ 145,161,976	56.0%

(1) The Successor Agency actuals currently reflect the recent refunding of the bonds as approved by the City Council. Following the refunding, budget adjustments will be made as part of the mid-year budget requests.

Actions taken by the City Council subsequent to the May 2, 2017 adoption of the two-year budget and included in the Amended Budget are:

- Capital Improvement Plan included \$29,747,946 of carryover budget from the prior fiscal year.
- Refunding of the Successor Agency 2007 RDA Tax Allocation Bonds. The associated budget amendments are reflected in the proposed Mid-Year budget adjustments.
- Throughout the fiscal year there are also budget amendments to reflect the acceptance of grants and adjustments to contractual services and material/supplies. The individual amendments are reviewed as part of separate City Council agenda items.
- First quarter carryover and budget adjustments were approved on the November 7, 2017 Council meeting.

The majority of this Mid-Year update will focus on the General Fund, as it supports all basic services provided to City residents. Highlights for other key component funds will be discussed at a summary level as well.

GENERAL FUND OPERATING

Table 2. General Fund Operations

	FY 2017/18 Adopted Budget	FY 2017/18 Amended Budget	Actuals as of 12/31/2017 (unaudited)	% of Amended Budget
Revenues:				
Taxes:				
Property Tax	\$ 13,930,000	\$ 13,930,000	\$ 4,380,307	31.4%
Property Tax in-lieu	18,300,000	18,300,000	-	0.0%
Utility Users Tax	16,200,000	16,200,000	7,343,722	45.3%
Sales Tax	18,200,000	18,275,000	6,160,221	33.7%
Other Taxes	12,133,500	12,133,500	3,053,936	25.2%
Licenses & Permits	2,674,824	2,674,824	1,812,917	67.8%
Intergovernmental	463,000	750,948	516,065	68.7%
Charges for Services	11,756,141	11,831,141	6,072,877	51.3%
Use of Money & Property	3,157,862	3,167,861	1,840,869	58.1%
Fines & Forfeitures	662,050	662,050	211,726	32.0%
Miscellaneous	70,197	70,197	200,793	286.0%
Total Revenues	\$ 97,547,574	\$ 97,995,521	\$ 31,593,434	32.2%
Expenditures:				
Personnel Services	\$ 17,003,887	\$ 19,908,262	\$ 9,803,890	49.2%
Contractual Services	68,600,590	65,902,538	32,249,048	48.9%
Material & Supplies	3,628,015	5,448,435	1,470,206	27.0%
Fixed Charges	5,739,869	5,839,869	2,800,914	48.0%
Fixed Assets	120,000	421,678	58,523	13.9%
Total Expenditures	\$ 95,092,361	\$ 97,520,782	\$ 46,382,580	47.6%
<i>Excess (Deficiency) of Revenues Over (Under) Expenditures</i>	\$ 2,455,213	\$ 474,739	\$ (14,789,146)	
Transfers:				
Transfers In	\$ 3,259,850	\$ 4,936,456	\$ 1,533,278	31.1%
Transfers Out	5,587,113	5,750,484	2,976,925	51.8%
Net Transfers	\$ (2,327,263)	\$ (814,028)	\$ (1,443,647)	
Total Revenues & Transfers In	\$ 100,807,424	\$ 102,931,977	\$ 33,126,711	32.2%
Total Expenditures & Transfers Out	100,679,474	103,271,266	49,359,505	47.8%
Net Change of Fund Balance	\$ 127,950	\$ (339,289)	\$ (16,232,794)	

General Fund Operating Revenues

The General Fund is comprised of several revenue types. However, the main sources include property tax, utility users tax, and sales tax. Each of these is affected by different economic activity cycles and pressures.

Table 3. General Fund Operating Revenues

	FY 2017/18 Adopted Budget	FY 2017/18 Amended Budget	Actuals as of 12/31/2017 (unaudited)	% of Amended Budget
Revenues:				
Taxes:				
Property Tax	\$ 13,930,000	\$ 13,930,000	\$ 4,380,307	31.4%
Property Tax in-lieu	18,300,000	18,300,000	-	0.0%
Utility Users Tax	16,200,000	16,200,000	7,343,722	45.3%
Sales Tax	18,200,000	18,275,000	6,160,221	33.7%
Other Taxes	12,133,500	12,133,500	3,053,936	25.2%
Licenses & Permits	2,674,824	2,674,824	1,812,917	67.8%
Intergovernmental	463,000	750,948	516,065	68.7%
Charges for Services	11,756,141	11,831,141	6,072,877	51.3%
Use of Money & Property	3,157,862	3,167,861	1,840,869	58.1%
Fines & Forfeitures	662,050	662,050	211,726	32.0%
Miscellaneous	70,197	70,197	200,793	286.0%
Total Revenues	\$ 97,547,574	\$ 97,995,521	\$ 31,593,434	32.2%

Property Taxes/Property Taxes In-Lieu

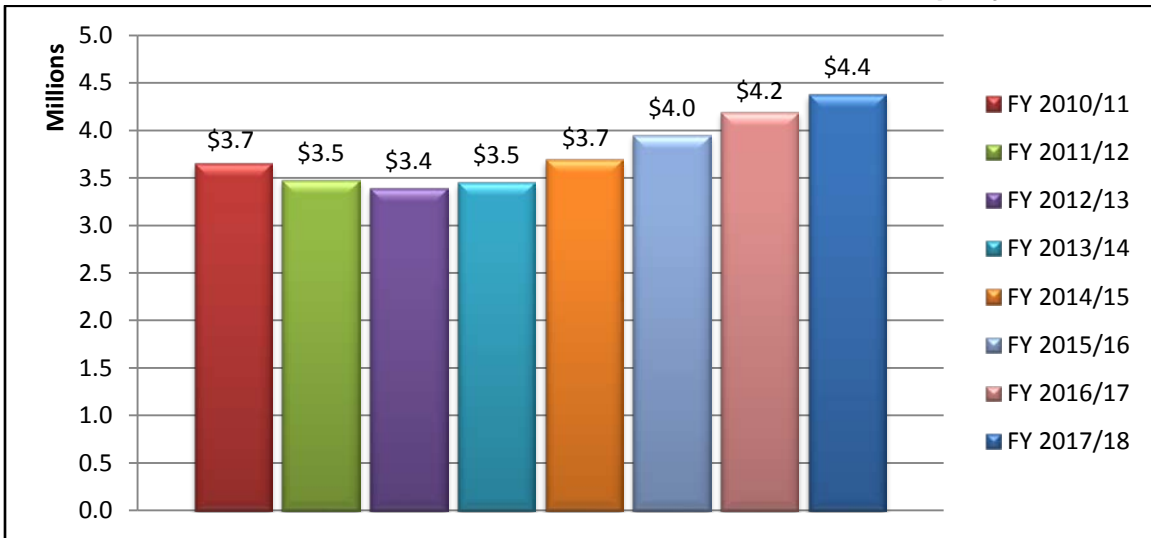
Property taxes were budgeted to increase by 6% from the FY 2016/17 Amended Budget. The annual schedule of property tax payments from the County of Riverside will provide payments to the City based on the following estimated schedule:

Secured Property Tax Payment Dates

Settlement 1	January
Settlement 2	May
Settlement 3	August
Teeter Settlement	October

Based on historical averages of actual receipts, the City is estimated to receive 15% of the budgeted property tax revenue through Mid-Year. The City has currently received 14% through first quarter. Property taxes will continue to be monitored as property valuations may adjust through the year based on property sales and assessment appeals filed with the County.

Chart 1. General Fund First Quarter Revenue Trend – Property Taxes

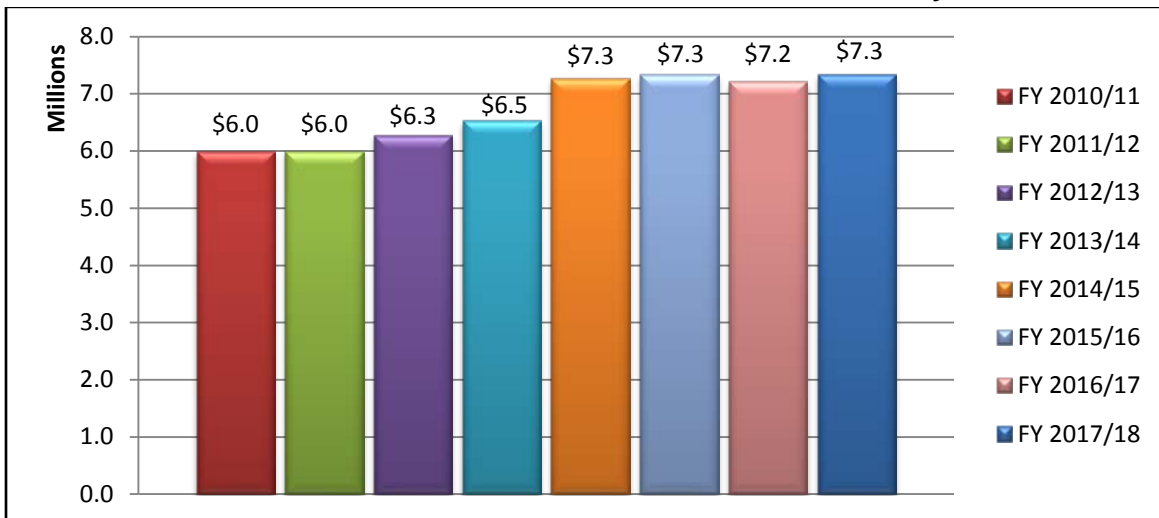


Utility Users Tax

Utility Users taxes were budgeted to remain flat from the FY 2016/17 Amended Budget. This projection is primarily due to competitive forces within the communications markets. Both the wireless and wired markets experienced downturns year over year. Based on our discussions with utility tax experts, there are a couple of causes for this trend. First is competition and bundling practices within the market as more small players continue to join the market. Second is the migration of customers from contract plans to prepaid plans.

Based on historical averages of actual receipts, the City is estimated to receive 42% of the budgeted utility users tax revenue through first quarter. The City has currently received 45% through first quarter.

Chart 2. General Fund First Quarter Revenue Trend – Utility Users Taxes

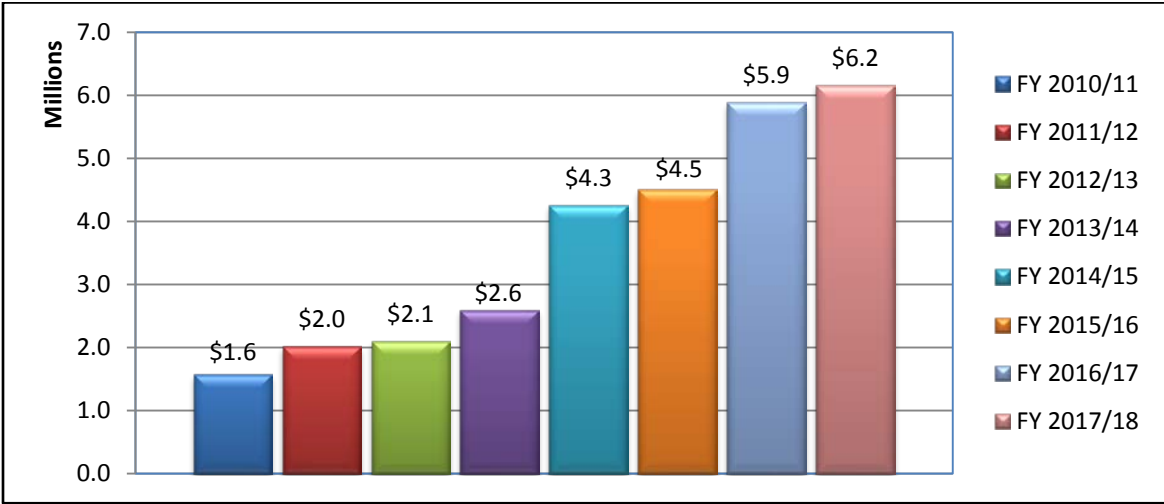


Sales Taxes

Due to the receipt of one-time taxes in the amount of \$2.287M related to the ending of the States “Triple Flip” in FY 2016/17, the FY 2017/18 sales tax budget was decreased by 7%. Sales tax receipts will need to be continually monitored through the year to determine if current trends begin to plateau or begin to decrease.

Based on historical averages of actual receipts, the City is estimated to receive 21% of the budgeted sales tax revenue through first quarter. The City has currently received 34% through first quarter.

Chart 3. General Fund First Quarter Revenue Trend – Sales Taxes

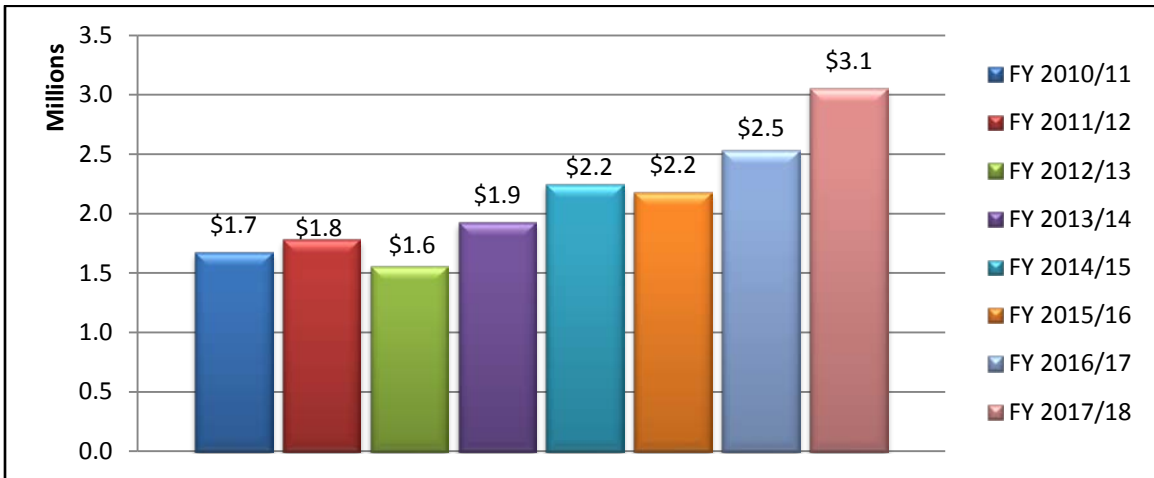


Other Taxes

Other taxes are primarily composed of Business Gross Receipts, Transient Occupancy Tax, Documentary Transfer Tax, and Franchise Fees. Collectively, other taxes were budgeted to increase 24% from the FY 2016/17 Amended Budget.

Based on historical averages of actual receipts, the City is estimated to receive 24% of the budgeted Other Taxes revenue through first quarter. The City has currently received 25% through first quarter.

Chart 4. General Fund First Quarter Revenue Trend – Other Taxes

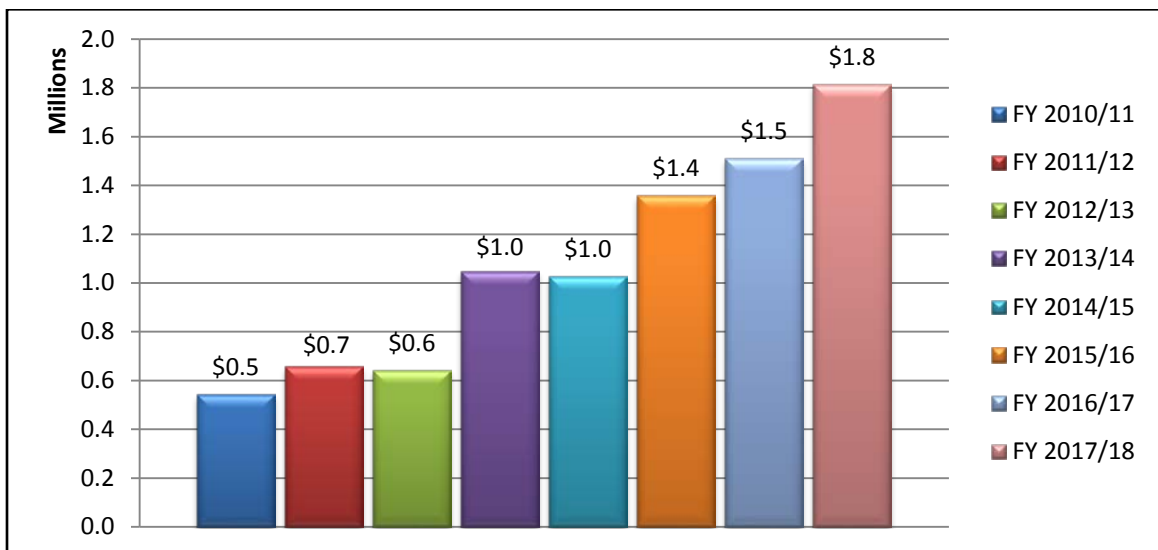


Licenses & Permits

Licenses & Permits are primarily composed of Business and Animal Licenses, along with Building, Electrical, Mechanical, Plumbing and other permits. Collectively, Licenses & Permits were budgeted to increase by 25% from the FY 2016/17 Amended Budget.

Based on historical averages of actual receipts, the City is estimated to receive 50% of the budgeted Licenses & Permits revenue through first quarter. The City has currently received 68% through first quarter. The higher growth rate is related primarily to the recent building permit activities.

Chart 5. General Fund First Quarter Revenue Trend – Licenses & Permits

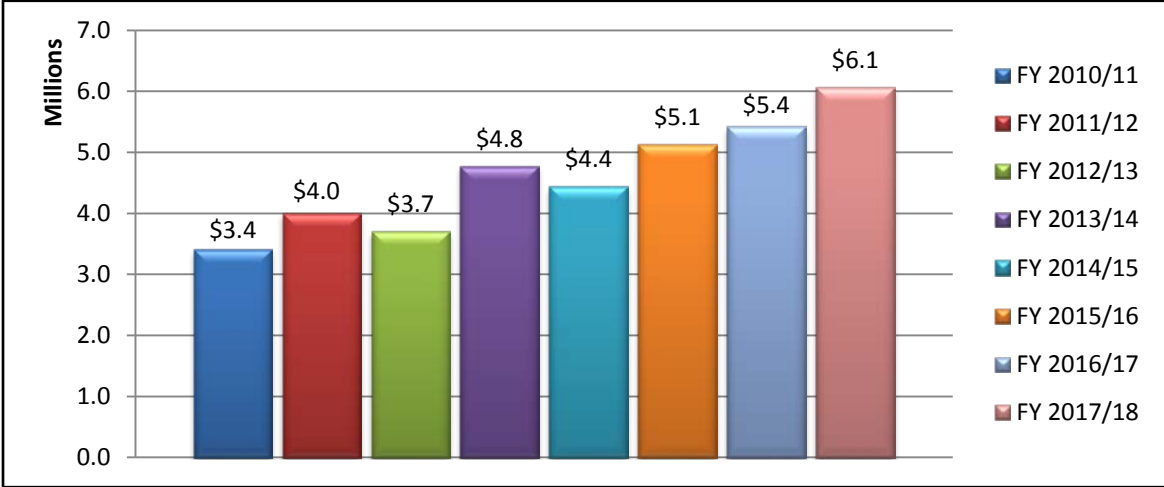


Charges for Services

Charges for Services are primarily composed of Plan Check Fees, Inspection Fees, Administrative Charges to other funds, and Parking Control Fines. Collectively, Charges for Services were budgeted to increase 7% from the FY 2016/17 Amended Budget.

Based on historical averages of actual receipts, the City is estimated to receive 49% of the budgeted Charges for Services revenue through first quarter. The City has currently received 51% through first quarter.

Chart 6. General Fund First Quarter Revenue Trend – Charges for Services



Use of Money and Property

Investment income continues to remain low due to extremely low rates of return for fixed income investments. The investments managed by Chandler Asset Management totaled \$85,008,412 at par and achieved a Yield to Maturity (YTM) for December 2017 of 1.73%. This compares to a YTM in December 2016 of 1.52% and a YTM in June 2017 of 1.63%. The investments managed by Insight Investments totaled \$55,541,162 at par and achieved a Yield to Maturity (YTM) for December 2017 of 1.44%. This compares to a YTM in December 2016 of 1.14% and a YTM in June 2017 of 1.24%. In addition, the City maintained \$36,962,434 in the State Local Agency Investment Fund Pool (LAIF) with a YTM of 1.24%. This is a very low rate of return compared to historical experience, but is indicative of how investment income is performing everywhere, which is the reason the City utilizes the active management approach.

General Fund Expenditures

Expenditures are being spent in-line with prior year expenditures. Each Department's activities will be monitored throughout the year as they may be impacted by different operational activities and project timelines.

Table 4. General Fund Expenditures

	FY 2017/18 Adopted Budget	FY 2017/18 Amended Budget	Actuals as of 12/31/17 (unaudited)	% of Amended Budget
Department				
City Council	\$ 995,390	\$ 1,057,545	\$ 452,551	42.8%
City Clerk	575,432	592,202	204,447	34.5%
City Manager	5,856,908	5,920,065	2,525,676	42.7%
City Attorney	881,672	893,000	360,163	40.3%
Community Development	8,897,511	9,086,295	3,987,766	43.9%
Economic Development	1,752,456	1,828,956	765,410	41.8%
Financial & Management Services	4,207,263	4,207,263	1,816,993	43.2%
Human Resources	1,051,088	1,051,088	578,463	55.0%
Public Works	8,409,115	10,378,699	3,550,479	34.2%
Non-Departmental	6,085,510	6,248,881	4,226,770	67.6%
Non-Public Safety Subtotal	\$ 38,712,345	\$ 41,263,994	\$ 18,468,718	44.8%
Public Safety				
Police	\$ 41,914,996	\$ 42,005,273	\$ 20,583,745	49.0%
Fire	20,052,133	20,001,999	10,307,042	51.5%
Public Safety Subtotal	\$ 61,967,129	\$ 62,007,272	\$ 30,890,787	49.8%
Total	\$ 100,679,474	\$ 103,271,266	\$ 49,359,505	

The City's adopted General Fund Budget included an estimated 6% increase for the current contract with the Riverside County Sheriff for Police services. Following the adoption of the budget, the Sheriff notified all contract cities that the contract rate may increase 8-10%. This higher cost increase was primarily driven by potential personnel costs as a result of ongoing employee union negotiations along with a reduction to the level of patrol officers being funded by the County for unincorporated areas of the County. The City continues to work with the Sheriff and the County to monitor the status of any proposed increases and also to seek solutions to reduce any potential cost increases. The City shall be informed of the final cost increases in May 2018. If such increases fall within the amounts previously reported by the Sheriff, this may mean an additional cost of \$850,000 to \$1,700,000 from the City's General Fund.

OTHER KEY FUNDS

The following summaries describe other major funds in the City.

Moreno Valley Community Services District

The Moreno Valley Community Services District (CSD) was formed by the voters in 1984 to collect fees and certain taxes to provide an array of services including parks, recreation and community services, streetlights, landscaping and ongoing maintenance. The CSD provides these services through separate “zones” that define the services that are provided.

For certain zones, the primary revenue source used to provide services to properties is parcel fees or taxes levied on properties via their annual tax bill. Proposition 218, passed by California voters in November 1996, and has posed a serious challenge to managing the future operation of the CSD zones. Prop. 218 requires any revenue increase to be addressed through a voting process by affected property owners. For a period following the initial implementation of Prop. 218, the CSD was successful in receiving approval for some new or increased revenues. There were also revenue increases due to the growth of developed parcels within the zones. However, due to cost increases that exceed any offsetting increases in the revenues over the past years, and the recent economic downturn slowing new parcel growth, property owners have been resistant to efforts to fully fund service levels.

Table 5. CSD Operations

	FY 2017/18 Adopted Budget	FY 2017/18 Amended Budget	Actuals as of 12/31/17 (unaudited)	% of Amended Budget
Revenues:				
Taxes:				
Property Tax	\$ 4,510,094	\$ 4,510,094	\$ 1,495,224	33.2%
Other Taxes	6,548,241	6,548,031	63,090	1.0%
Charges for Services	5,956,700	5,826,702	720,019	12.4%
Use of Money & Property	812,701	812,701	484,637	59.6%
Fines & Forfeitures	50,000	50,000	16,790	33.6%
Miscellaneous	13,500	188,000	198,633	105.7%
Transfers In	2,223,064	2,183,064	1,091,532	50.0%
Total Revenues	\$ 20,114,300	\$ 20,118,592	\$ 4,069,925	20.2%
Expenditures:				
Library Services Fund (5010)	\$ 2,332,043	\$ 2,332,043	\$ 1,095,787	47.0%
Zone A Parks Fund (5011)	9,387,656	9,387,656	4,186,580	44.6%
LMD 2014-01 Residential Street Lighting Fund (5012)	1,524,949	1,534,724	705,208	46.0%
Zone C Arterial Street Lighting Fund (5110)	865,014	875,014	341,440	39.0%
Zone D Standard Landscaping Fund (5111)	1,126,769	1,126,769	330,922	29.4%
Zone E Extensive Landscaping Fund (5013)	321,318	321,318	92,639	28.8%
5014 LMD 2014-02	2,358,181	2,358,181	824,135	34.9%
Zone M Median Fund (5112)	259,652	259,652	70,548	27.2%
CFD No. 1 (5113)	1,331,234	1,331,234	576,131	43.3%
Zone S (5114)	66,470	66,470	16,884	25.4%
5211 Zone A Parks - Restricted Assets	111,000	111,000	-	0%
Total Expenditures	\$ 19,684,286	\$ 19,704,061	\$ 8,240,276	41.8%
Net Change or Adopted Use of Fund Balance	\$ 430,014	\$ 414,531	\$ (4,170,352)	

Community Services District Zone A – Parks & Community Services

The largest Zone within the CSD is Zone A. It accounts for the administration and maintenance of the Parks & Community Services facilities and programs. Funding sources for these services come from a combination of property taxes, fees for service and smaller amounts from other City funds.

Table 6. CSD Zone A Operations

	FY 2017/18 Adopted Budget	FY 2017/18 Amended Budget	Actuals as of 12/31/17 (unaudited)	% of Amended Budget
Revenues:				
Taxes:				
Property Tax	\$ 2,250,887	\$ 2,250,887	\$ 772,634	34.3%
Other Taxes	4,930,000	4,930,000	57,488	1.2%
Charges for Services	1,114,350	1,114,350	630,089	56.5%
Use of Money & Property	681,200	677,001	387,629	57.3%
Miscellaneous	7,150	7,150	23,698	331.4%
Transfers In	521,021	524,084	262,044	50.0%
Total Revenues	\$ 9,504,608	\$ 9,503,472	\$ 2,133,581	22.5%
Expenditures:				
35010 Parks & Comm Svcs - Admin	\$ 500,638	\$ 506,984	\$ 198,625	39.2%
35210 Park Maintenance - General	3,472,640	3,424,895	1,470,296	42.9%
35211 Contract Park Maintenance	502,650	505,023	165,706	32.8%
35212 Park Ranger Program	386,369	386,369	164,185	42.5%
35213 Golf Course Program	278,757	343,214	178,203	51.9%
35214 Parks Projects	207,700	207,700	92,866	44.7%
35310 Senior Program	571,615	571,615	249,613	43.7%
35311 Community Services	189,741	157,611	99,141	62.9%
35312 Community Events	82,767	103,767	45,063	43.4%
35313 Conf & Rec Cntr	492,927	542,896	269,459	49.6%
35314 Conf & Rec Cntr - Banquet	343,393	346,456	160,045	46.2%
35315 Recreation Programs	1,344,500	1,344,500	690,909	51.4%
35317 July 4th Celebration	134,594	134,594	57,643	42.8%
35318 Sports Programs	676,447	652,317	276,405	42.4%
35319 Towngate Community Center	66,053	66,053	29,695	45.0%
Total Expenditures	\$ 9,250,791	\$ 9,293,994	\$ 4,186,580	45.0%
Net Change or Adopted Use of Fund Balance	\$ 253,817	\$ 209,478	\$ (2,052,999)	

Electric Utility

The Moreno Valley Utility (MVU) manages the operation, maintenance and business planning of the City’s electric utility. MVU’s basic purpose is to purchase and distribute electricity to customers in newly developed areas of the City. The City began serving new customers in February 2004, and now serves more than 6,300 customers. As it reaches fiscal and operational maturity, MVU will continue to be a key component of the City’s economic development strategy. The City Council has established special tiered rates for electric utility customers based upon factors such as the number of jobs created.

The main revenue source for this fund is derived from charges for services. The customer base includes residential, commercial and industrial customers. The growth in customer base will continue to provide for the ability to create rate stabilization and replacement reserve funding.

Table 7. MVU Operations

	FY 2017/18 Adopted Budget	FY 2017/18 Amended Budget	Actuals as of 12/31/2017 (unaudited)	% of Amended Budget
Revenues:				
Taxes:				
Charges for Services	\$ 30,585,700	\$ 30,585,700	\$ 17,980,843	58.8%
Use of Money & Property	155,500	155,500	121,731	78.3%
Miscellaneous	141,500	141,500	186,509	131.8%
Total Revenues	\$ 30,882,700	\$ 30,882,700	\$ 18,289,083	59.2%
Expenditures:				
45510 Electric Utility - General	\$ 21,511,326	\$ 21,917,948	\$ 11,135,090	50.8%
45511 Public Purpose Program	1,920,039	1,920,039	283,225	14.8%
80005 CIP - Electric Utility	7,191,700	17,594,274	5,275,916	30.0%
96010 Non-Dept Electric	300,000	300,000	162,641	54.2%
96030 Non-Dept 2005 Lease Revenue Bonds	1,430,000	1,430,000	552,090	38.6%
96021 Non-Dept 2016 Tax LRB of 07 Tax	879,700	879,700	436,825	49.7%
96031 Non-Dept 2013 Refunding 05 LRB	177,500	44,500	156,573	351.8%
96032 Non-Dept 2014 Refunding 2005 LRB	119,300	119,300	59,839	50.2%
96040 Non-Dept 2015 Taxable LRB	664,000	464,000	429,597	92.6%
Total Expenditures	\$ 34,193,565	\$ 44,669,761	\$ 18,491,797	41.4%
Net Change or Adopted Use of Fund Balance	\$ (3,310,865)	\$ (13,787,061)	\$ (202,713)	

MVU's revenues and expenses will fluctuate annually based on energy demands.

SUMMARY

The City of Moreno Valley is experiencing certain levels of growth and continues to maintain a balanced Budget without the use of reserves.

Although the City has experienced positive results in some areas through FY 2016/17 and through the Mid-Year of FY 2017/18, the City should remain cautiously optimistic as we proceed through the fiscal year.

As positive fund balances begin to grow, we will bring back to the City Council for discussion options to address the other challenges and unfunded liabilities.

RESOLUTION NO. 2018-XX

A RESOLUTION OF THE CITY COUNCIL OF THE CITY OF MORENO VALLEY, CALIFORNIA, ADOPTING THE REVISED OPERATING AND CAPITAL BUDGETS FOR FISCAL YEAR 2017/18 AND FISCAL YEAR 2018/19

WHEREAS, the City Council approved the Operating and Capital Budgets for the City for Fiscal Year 2017/18 and Fiscal Year 2018/19, a copy of which, as may have been amended by the City Council, is on file in the Office of the City Clerk and is available for public inspection; and

WHEREAS, the City Council approves amendments to the budgets throughout the fiscal year and such prior amendments are reflected within the current amended budget and further ratified as part of the adoption of the Mid-Year budget amendments; and

WHEREAS, the City Manager has heretofore submitted to the City Council proposed amendments to the Operating and Capital Budgets for the City for Fiscal Year 2017/18 and Fiscal Year 2018/19, a copy of which, as may have been amended by the City Council, is on file in the Office of the City Clerk and is available for public inspection; and

WHEREAS, the said proposed amendments to the Operating and Capital Budgets contain estimates of the services, activities and projects comprising the budget, and contains expenditure requirements and the resources available to the City; and

WHEREAS, the said proposed amendments to the Operating and Capital Budgets contain the estimates of uses of fund balance as required to stabilize the delivery of City services during periods of operational deficits; and

WHEREAS, the City Council has made such revisions to the proposed amended Operating and Capital Budgets as so desired; and

WHEREAS, the amended Operating and Capital Budgets, as herein approved, will enable the City Council to make adequate financial plans and will ensure that City officers can administer their respective functions in accordance with such plans.

NOW, THEREFORE, THE CITY COUNCIL OF THE CITY OF MORENO VALLEY, CALIFORNIA, DOES HEREBY RESOLVE AS FOLLOWS:

1. The proposed amendments to the Operating and Capital Budgets, as Exhibit A to this Resolution and as on file in the Office of the City Clerk, and as may have been amended by the City Council, are hereby approved and adopted as the annual Operating and Capital Budgets of the City of Moreno Valley for Fiscal Year 2017/18 and Fiscal Year 2018/19.

2. The amounts of proposed expenditures, which include the uses of fund balance specified in the approved budget, are hereby appropriated for the various budget programs and units for said fiscal years.
3. Within fifteen (15) days after the adoption of this Resolution, the City Clerk shall certify to the adoption hereof and, as so certified, cause a copy to be posted in at least three (3) public places within the City.

BE IT FURTHER RESOLVED that this Resolution shall take effect immediately upon its adoption.

APPROVED AND ADOPTED this 20th day of February, 2018.

Mayor of the City of Moreno Valley

ATTEST:

City Clerk

APPROVED AS TO FORM:

City Attorney

RESOLUTION JURAT

STATE OF CALIFORNIA)
COUNTY OF RIVERSIDE) ss.
CITY OF MORENO VALLEY)

I, Pat Jacquez-Nares, City Clerk of the City of Moreno Valley, California, do hereby certify that Resolution No. 2018-xx was duly and regularly adopted by the City Council of the City of Moreno Valley at a regular meeting thereof held on the 20th day of February, 2018 by the following vote:

AYES:

NOES:

ABSENT:

ABSTAIN:

(Council Members, Mayor Pro Tem and Mayor)

CITY CLERK

(SEAL)

**CITY OF MORENO VALLEY
GENERAL FUND
FY 2017/18 Proposed Amendments**

Department	Fund	Account Description	General Ledger Account	Project	Fiscal Year 2017/18 Amended Budget	Proposed Amendment	Revised Budget	Description - Proposed Adjustment
Community Development	1010	Building Permits	1010-20-28-20310-425000		\$ 1,700,000	\$ 800,000	\$ 2,500,000	Adjusting budget due to increased building permit activity.
Community Development	1010	Admin Citation Fees	1010-20-26-20110-500900		156,060	113,940	270,000	Adjusting budget due to increased activity.
Economic Development	1010	Other Misc. Revenue	1010-22-25-20010-589900		-	27,000	27,000	Budgeting for Cal Baptist lease at the Employment Resource Center.
Financial & Management Services	1010	Transfers in - from EQUIP REPLACEMENT (FURN & EQUIP)	1010-99-99-91010-807510		175,809	12,418	188,227	Replacement funding for kitchen appliances for Fire Station #6.
Fire	1010	Fire Inspection Permits	1010-40-46-30210-425040		74,547	(74,547)	-	Fire Inspection Permits revenue was reallocated from Fire Prevention Inspection to Fire Prevention. Adjusting budget to zero as they budget is now in a different section.
Fire	1010	Fire Plan Check Fees	1010-40-46-30210-540030		429,760	(30,760)	399,000	Adjusted based on project activity.
Public Works	1010	Transfers in - from EQUIP REPLACEMENT (FURN & EQUIP)	1010-99-99-91010-807510		175,809	5,405	181,214	Requesting the transfer of replacement funds to purchase an Automatic Tripod Kit and accessories from HILTI.
REVENUE TOTAL					\$ 2,711,985	\$ 853,456	\$ 3,565,441	
Financial & Management Services	1010	Transfers to COMM DEV BLK GRANTS (CDBG)	1010-99-99-91010-902512		\$ -	\$ 32,995	\$ 32,995	Community Development Block grant refund to Housing and Urban Development related to CODE award.
Police	1010	Agency Svcs - Cnty	1010-60-67-40210-620320		6,286,276	82,131	6,368,407	Moving budget from FY 2018/19 to FY 2017/18 for the March ARB Air Show.
Public Works	1010	CIP Other	1010-70-77-80002-720199	802 0003 70 77	70,000	(70,000)	-	\$70,000 of General Fund was budgeted to CIP project 802 0003 for the maintenance of irrigation and a concentrated area of landscaping, around the Nason/60 Freeway Bridge. This maintenance will now be administered by Special Districts. \$70,000 will be transferred out of the General Fund and into "ZONE M MEDIANS."
Public Works	1010	Transfers to ZONE "M" MEDIAN FUND	1010-99-99-91010-905112		108,500	70,000	178,500	
Public Works	1010	Mach-Equip, Repl - Furn & Equip	1010-70-77-45210-660320		-	5,405	5,405	Requesting the transfer of replacement funds to purchase an Automatic Tripod Kit and accessories from HILTI.
Public Works	1010	Salaries, Overtime	1010-70-76-45110-611210		-	1,000	1,000	Establishing overtime budget based on projected demands.
Public Works	1010	Salaries, Overtime	1010-70-76-45111-611210		-	21,100	21,100	
Public Works	1010	Salaries, Regular	1010-70-77-45210-611110		-	609,168	609,168	Reflects the reallocation of personnel budgets and internal service fund transactions from Gas Tax to the General Fund.
Public Works	1010	Salaries, Overtime	1010-70-77-45210-611210		-	2,000	2,000	
Public Works	1010	Salaries, Temporary	1010-70-77-45210-611310		-	20,000	20,000	
Public Works	1010	Salaries, Reimbursable (In/Out)	1010-70-77-45210-611510		-	(1,067,533)	(1,067,533)	
Public Works	1010	Salaries, Addl - Bilingual	1010-70-77-45210-611620		-	840	840	
Public Works	1010	Salaries, Addl - Other	1010-70-77-45210-611699		-	25,880	25,880	
Public Works	1010	Benefits - PERS & ERPD Def Comp	1010-70-77-45210-612110		-	206,014	206,014	
Public Works	1010	Benefits - Bank	1010-70-77-45210-612120		-	139,237	139,237	
Public Works	1010	Benefits - Medicare	1010-70-77-45210-612130		-	13,420	13,420	
Public Works	1010	Benefits - Group Life Insurance	1010-70-77-45210-612140		-	4,710	4,710	
Public Works	1010	Benefits - ST/LT Disability	1010-70-77-45210-612145		-	7,681	7,681	
Public Works	1010	Benefits - Addl % Mgmt Pkg	1010-70-77-45210-612150		-	22,241	22,241	
Public Works	1010	Benefits - Auto Allowance	1010-70-77-45210-612155		-	4,095	4,095	
Public Works	1010	Benefits - Annuity	1010-70-77-45210-612160		-	5,527	5,527	
Public Works	1010	Benefits - Other	1010-70-77-45210-612199		-	6,720	6,720	
Public Works	1010	Reimbursed Indirect Costs	1010-70-77-45210-680410		-	(85,000)	(85,000)	
Public Works	1010	ISF - TS Oper	1010-70-77-45210-690118		-	105,852	105,852	
Public Works	1010	ISF - Risk - General Liability	1010-70-77-45210-690210		-	38,418	38,418	
Public Works	1010	ISF - Risk - Workers Comp	1010-70-77-45210-690220		-	17,505	17,505	
Public Works	1010	ISF - Purch & Fac - Copier Chrg	1010-70-77-45210-690320		-	10,111	10,111	
Public Works	1010	ISF - Purch & Fac	1010-70-77-45210-690390		-	98,000	98,000	
Public Works	1010	Admin Chrg - GF - Cost Alloc	1010-70-77-45210-692010		-	132,250	132,250	
Public Works	1010	Admin Chrg - OPEB	1010-70-77-45210-692012		-	17,344	17,344	
EXPENSES TOTAL					\$ 6,464,776	\$ 477,111	\$ 6,941,887	

**CITY OF MORENO VALLEY
NON - GENERAL FUND
FY 2017/18 Proposed Amendments**

Department	Fund	Account Description	General Ledger Account	Project	Fiscal Year 2017/18 Amended Budget	Proposed Amendment	Revised Budget	Description - Proposed Adjustment
Financial & Management Services	2512	Fed Grant-Operating Revenue	2512-99-99-92512-485000		\$ 2,098,143	\$ 903,967	\$ 3,002,110	Carryover of prior FY Community Development Block Grant revenue not yet received.
Financial & Management Services	8884	Princ. Repayment- HAP	8884-30-36-20601-461070		-	35,000	35,000	Due to unanticipated home sale under the Housing Authority.
Financial & Management Services	4852	Bond Proceeds	4852-99-99-94852-589000		-	41,152,582	41,152,582	
Financial & Management Services	4851	Transfers in - from SUCSR AGENCY 2017 REF 2007 TABS	4851-99-99-94851-824852		-	41,152,582	41,152,582	Budget for transactions related to the tax allocation bonds.
Financial & Management Services	6010	Engineering Plan Check Fees	6010-30-80-45510-540040		150,000	200,000	350,000	The proposed adjustment is due to an increase in development activity requiring engineering design and inspection work.
Financial & Management Services	6010	Generation	6010-30-80-45510-560010		16,251,000	572,500	16,823,500	
Financial & Management Services	6010	Distribution	6010-30-80-45510-560020		9,298,700	337,300	9,636,000	The request to increase revenue is due to load growth.
Financial & Management Services	6010	Transmission	6010-30-80-45510-560030		2,297,100	27,900	2,325,000	
Financial & Management Services	2017	Rebates-Energy Efficiency	2017-99-99-92017-580080		-	10,000	10,000	Increasing the budget based on rebate trends.
Financial & Management Services	7220	Transfers in - within categ TECHNOLOGY REPLACEMENT RESERVE	7220-99-99-97220-827230		1,369,699	85,837	1,455,536	To upgrade the City's Enterprise Geographic Information System with available replacement funds.
Financial & Management Services	2512	Fed Grant-Operating Revenue	2512-99-99-92512-485000		2,098,143	(32,995)	2,065,148	
Financial & Management Services	2512	Transfers in - from GENERAL FUND	2512-99-99-92512-801010		-	32,995	32,995	Community Development Block grant refund to Housing and Urban Development related to CODE award.
Financial & Management Services	6011	Transfers in - within cat ELECTRIC FUND	6011-99-99-96011-826010		-	1,500,000	1,500,000	Transfer of funds for pay-go funding of Kitching Substation..
Parks & Community Services	5011	Donations	5011-50-58-35310-580200		5,000	4,200	9,200	
Parks & Community Services	5011	Donations	5011-50-58-35311-580200		-	15,000	15,000	Moreno Valley Utility has committed to \$21,450 in sponsorship for the Parks and Community Services department, comprised of advertisements, donations to sports and special events for FY 2017/18. The Economic Development Department has also committed to advertisements totaling \$7500 for FY 2017/18.
Parks & Community Services	5011	Spl Seasonal Events	5011-50-58-35312-507090		7,000	1,250	8,250	
Parks & Community Services	5011	Spl Seasonal Events-4th of Jul	5011-50-58-35317-507080		45,000	1,000	46,000	
Parks & Community Services	5011	Donations	5011-50-58-35318-580200		-	7,500	7,500	
Public Works	2000	State Gas Tax 2107	2000-99-99-92000-408000		1,542,135	(65,305)	1,476,830	
Public Works	2000	State Gas Tax 2106	2000-99-99-92000-408020		725,780	(5,951)	719,829	
Public Works	2000	State Gas Tax 2105	2000-99-99-92000-408030		1,193,737	3,994	1,197,731	Adjusting based on updated Highway Users Tax Account revenue projections.
Public Works	2000	State Gas Tax 2103	2000-99-99-92000-408040		822,309	958	823,267	
Public Works	2000	State Gas Tax - Loan Repay	2000-99-99-92000-408050		234,997	42	235,039	
Public Works	2000	State Gas Tax - RMRA	2000-99-99-92000-408060		1,160,433	18,702	1,179,135	
Public Works	5112	Transfers in - from GENERAL FUND	5112-99-99-95112-801010		108,500	70,000	178,500	\$70,000 of General Fund was budgeted to CIP project 802 0003 for the maintenance of irrigation and a concentrated area of landscaping around the Nason/60 Freeway Bridge. This maintenance will now be administered by Special Districts. \$70,000 will be transferred out of the General Fund and into "ZONE M MEDIANS."
Public Works	3405	Transfers in - from TWNGT IMPV SPCL TAX REF DEBT S	3405-99-91-93405-803705		36,100	(36,100)	-	
Public Works	3406	Transfers in - from TWNGT SPCL TAX REFNDG DEBT SV	3406-99-91-93406-803706		146,570	(146,570)	-	Due to restructuring of funds, these budgets are not needed under these funds.
Public Works	3414	Transfers in - from IA1 CFD 7 DEBT SERVICE	3414-99-91-93414-803714		32,200	(32,200)	-	
Public Works	4105	Reimbursements-Trustee	4105-99-99-94105-585400		-	32,430	32,430	
Public Works	4106	Reimbursements-Trustee	4106-99-99-94106-585400		-	146,570	146,570	To reflect current accounting practices, amounts requesting from Trustee for administrative expenses, as well as amounts going to the Trustee (special taxed received and/or ROPS).
Public Works	4108	Reimbursements-Trustee	4108-99-99-94108-585400		-	54,200	54,200	
Public Works	4114	Reimbursements-Trustee	4114-99-99-94114-585400		-	32,000	32,000	
Public Works	2006	Insp Fees - Landscape	2006-70-79-25701-523050		30,000	15,000	45,000	Increasing budget due to higher than anticipated revenue.
Public Works	2050	Advanced Energy Fees	2050-70-79-25722-501100		25,000	40,000	65,000	
Public Works	2301	Fed Reimb-Capital	2301-99-99-92301-482020		3,880,225	6,908,658	10,788,883	Budgeting for prior year revnues/reimbursements not yet received.
Public Works	2301	Reimbursements - Other Govts	2301-99-99-92301-483010		826,803	1,577,615	2,404,418	
REVENUE TOTAL					\$ 44,384,574	\$ 94,620,661	\$ 139,005,235	
City Manager	7230	Transfers to - within cat TECHNOLOGY SERVICES ASSET FUND	7230-99-99-97230-927220		\$ 1,369,699	\$ 85,837	\$ 1,455,536	To upgrade the City's Enterprise Geographic Information System with available replacement funds.
City Manager	7220	Computer, Repl - Hardware	7220-16-39-25455-660420		101,480	85,837	187,317	
City Manager	5010	Contractual Svcs - Other	5010-16-56-18510-625099		1,810,357	37,373	1,847,730	For anticipated annual adjustments to utility charges from the Mall Branch Library.

Financial & Management Services	7510	Transfers to GENERAL FUND	7510-99-97-88110-901010		175,809	12,418	188,227	Replacement funding for kitchen appliances for Fire Station #6.
Financial & Management Services	4852	Bond Issuance Costs	4852-99-99-94852-670510		-	549,739	549,739	
Financial & Management Services	4852	Transfers to - within cat SUCSR AGENCY DEBT SERVICE	4852-99-99-94852-924851		-	41,152,582	41,152,582	Budget for transactions related to the tax allocation bonds.
Financial & Management Services	4851	Bond Principal	4851-99-99-94851-670314		250,000	40,107,396	40,357,396	
Financial & Management Services	4851	Interest Expense	4851-99-99-94851-670410		1,295,400	747,590	2,042,990	
Financial & Management Services	7610	Leave Payouts - Annual	7610-99-99-97610-613110		50,000	100,000	150,000	Budgeting for anticipated leave payouts.
Financial & Management Services	6011	CIP Other	6011-30-80-80005-720199	805 0045	17,594,274	(9,353)	17,584,921	Reduction due to anticipated expenses.
Financial & Management Services	6010	Technical Svcs - Other	6010-30-80-45510-620899		-	25,000	25,000	This request will cover engineering and inspection services on additional non-developer projects through the fiscal year-end.
Financial & Management Services	6010	Purchased Power	6010-30-80-45510-710110		11,100,000	1,900,000	13,000,000	The request for additional budget is driven by increasing demand for electricity and new development within our service area.
Financial & Management Services	6010	Distribution Share	6010-30-80-45510-710122		4,499,100	500,000	4,999,100	The request for additional budget is to cover additional expenses through fiscal year-end caused by new development within the Moreno Valley Utilities service area.
Financial & Management Services	6010	Transfers to - within cat ELECTRIC - RESTRICTED ASSETS	6010-99-99-96010-926011		-	1,500,000	1,500,000	Transfer of fund for pay-go funding of Kitching Substation.
Public Works	5112	Maint & Repair - Bldg & Ground	5112-70-79-25719-620910		93,800	38,000	131,800	For routine maintenance, estimated repairs and EMWD water charges for irrigation in and around the Nason/60 freeway bridge.. In addition an increase for a contract amendment to remove and replant material in the Eucalyptus Avenue median, not relate to the Nason/60 freeway bridge.
Public Works	5112	Utilities - Water	5112-70-79-25719-621030		61,900	6,000	67,900	
Public Works	7510	Transfers to GENERAL FUND	7510-99-97-88110-901010		175,809	5,405	181,214	Requesting the transfer of replacement funds to purchase an Automatic Tripod Kit and accessories from HILTI.
Public Works	2001	CIP Other	2001-70-77-80002-720199	802 0002 70 77	1,100	(1,100)	-	Budget no longer needed and will be returned to Fund Balance.
Public Works	2000	Salaries, Regular	2000-70-77-45220-611110		759,168	(17,598)	741,570	
Public Works	2001	Salaries, Regular	2001-70-77-45230-611110		29,397	17,598	46,995	
Public Works	2000	Benefits - PERS & ERPD Def Comp	2000-70-77-45220-612110		227,786	(5,285)	222,501	
Public Works	2001	Benefits - PERS & ERPD Def Comp	2001-70-77-45230-612110		8,813	5,285	14,098	
Public Works	2000	Benefits - Bank	2000-70-77-45220-612120		139,237	(4,250)	134,987	
Public Works	2001	Benefits - Bank	2001-70-77-45230-612120		5,343	4,250	9,593	
Public Works	2000	Benefits - Medicare	2000-70-77-45220-612130		13,420	(317)	13,103	
Public Works	2001	Benefits - Medicare	2001-70-77-45230-612130		519	317	836	
Public Works	2000	Benefits - Group Life Insurance	2000-70-77-45220-612140		4,710	(110)	4,600	
Public Works	2001	Benefits - Group Life Insurance	2001-70-77-45230-612140		183	110	293	
Public Works	2000	Benefits - ST/LT Disability	2000-70-77-45220-612145		7,681	(178)	7,503	
Public Works	2001	Benefits - ST/LT Disability	2001-70-77-45230-612145		297	178	475	
Public Works	2000	Benefits - Annuity	2000-70-77-45220-612160		5,527	(300)	5,227	
Public Works	2001	Benefits - Annuity	2001-70-77-45230-612160		300	300	600	
Public Works	3705	Transfers to TWNGT IMPV SPCL TAX CAP ADMIN	3705-99-90-93705-903405		36,100	(36,100)	-	
Public Works	3706	Transfers to 2007 TWNGT SPCLTAX REF CAP ADM	3706-99-90-93706-903406		146,570	(146,570)	-	Due to restructuring of funds, these budgets are not needed under these funds.
Public Works	3714	Transfers to IA1 CFD 7 CAPITAL/ADMIN	3714-99-90-93714-903414		32,200	(32,200)	-	
Public Works	4105	Payments to Trustee	4105-99-99-94105-680402		-	393,350	393,350	
Public Works	4106	Payments to Trustee	4106-99-99-94106-680402		-	1,173,750	1,173,750	
Public Works	4108	Payments to Trustee	4108-99-99-94108-680402		-	436,740	436,740	To reflect current accounting practices, amounts requesting from Trustee for administrative expenses, as well as amounts going to the Trustee (special taxed received and/or ROPS).
Public Works	4114	Payments to Trustee	4114-99-99-94114-680402		-	189,410	189,410	
Public Works	2050	Professional Svcs - Legal Svcs	2050-70-79-25722-620230		-	750	750	
Public Works	2006	Agency Svcs - Cnty	2006-70-79-25701-620320		3,500	1,500	5,000	Professional services expense for consulting special legal counsel regarding district related issues. Agency services includes the new fee of \$75 from State collected by the County for each recorded boundary map and tax lien.
Public Works	2050	Utilities - Water	2050-70-79-25722-621030		5,200	6,000	11,200	Projected new facilities for ongoing maintenance.
Public Works	5014	Utilities - Water	5014-70-79-25721-621030		414,600	34,990	449,590	
Public Works	5014	Utilities - Water	5014-70-79-25721-621030	SD LMD ZN 01A RP	414,600	1,690	416,290	
Public Works	5014	Utilities - Water	5014-70-79-25721-621030	SD LMD ZN 02 HS	414,600	10,900	425,500	
Public Works	5014	Utilities - Water	5014-70-79-25721-621030	SD LMD ZN 03 MVRW	414,600	15,540	430,140	
Public Works	5014	Utilities - Water	5014-70-79-25721-621030	SD LMD ZN 03A LPP	414,600	390	414,990	
Public Works	5014	Utilities - Water	5014-70-79-25721-621030	SD LMD ZN 05 SR	414,600	2,370	416,970	
Public Works	5014	Utilities - Water	5014-70-79-25721-621030	SD LMD ZN 06 MF	414,600	2,670	417,270	
Public Works	5014	Utilities - Water	5014-70-79-25721-621030	SD LMD ZN 08 SM	414,600	1,430	416,030	
Public Works	2007	Oper Mtrls - Fuel: Alternative Fuel	2007-70-78-45340-630357		25,000	23,000	48,000	
Public Works	2007	Oper Mtrls - Fuel: Alternative Fuel	2007-70-78-45341-630357		7,200	8,800	16,000	
Public Works	2000	Oper Mtrls - Fuel: Alternative Fuel	2000-70-78-45311-630357		4,000	19,000	23,000	
Public Works	2001	Oper Mtrls - Fuel: Diesel	2001-70-78-45315-630356		7,000	(6,000)	1,000	Adjusting to accommodate the increase in fleet. Increases in alternative fuel costs are partially offset by reductions in diesel usage. Other variables contributing to increased alternative fuel costs include dual engine street sweepers, mileage variables, fuel efficiency variables, and fuel costs.
Public Works	2000	Oper Mtrls - Fuel: Diesel	2000-70-78-45311-630356		30,000	(5,000)	25,000	
Public Works	2007	Oper Mtrls - Fuel: Diesel	2007-70-78-45340-630356		7,000	(5,000)	2,000	
Public Works	7410	Oper Mtrls - Fuel: Diesel	7410-70-78-45370-630356		50,834	(17,000)	33,834	

Public Works	2000	Salaries, Overtime	2000-70-78-45311-611210		-	43,000	43,000	Establishing overtime budgets based on projected demands.
Public Works	2001	Salaries, Overtime	2001-70-76-45122-611210		-	1,000	1,000	
Public Works	2000	Salaries, Regular	2000-70-77-45220-611110		759,168	(609,168)	150,000	Reflects the reallocation of personnel budgets and internal service fund transactions from Gas Tax to the General Fund.
Public Works	2000	Salaries, Overtime	2000-70-77-45220-611210		2,000	(2,000)	-	
Public Works	2000	Salaries, Temporary	2000-70-77-45220-611310		20,000	(20,000)	-	
Public Works	2000	Salaries, Reimbursable (In/Out)	2000-70-77-45220-611510		(1,131,014)	1,131,014	-	
Public Works	2000	Salaries, Addl - Bilingual	2000-70-77-45220-611620		840	(840)	-	
Public Works	2000	Salaries, Addl - Other	2000-70-77-45220-611699		25,880	(25,880)	-	
Public Works	2000	Benefits - PERS & ERPD Def Comp	2000-70-77-45220-612110		227,786	(206,014)	21,772	
Public Works	2000	Benefits - Bank	2000-70-77-45220-612120		139,237	(139,237)	-	
Public Works	2000	Benefits - Medicare	2000-70-77-45220-612130		13,420	(13,420)	-	
Public Works	2000	Benefits - Group Life Insurance	2000-70-77-45220-612140		4,710	(4,710)	-	
Public Works	2000	Benefits - ST/LT Disability	2000-70-77-45220-612145		7,681	(7,681)	-	
Public Works	2000	Benefits - Addl % Mgmt Pkg	2000-70-77-45220-612150		22,241	(22,241)	-	
Public Works	2000	Benefits - Auto Allowance	2000-70-77-45220-612155		4,095	(4,095)	-	
Public Works	2000	Benefits - Annuity	2000-70-77-45220-612160		5,527	(5,527)	-	
Public Works	2000	Benefits - Other	2000-70-77-45220-612199		6,720	(6,720)	-	
Public Works	2000	Reimbursed Indirect Costs	2000-70-77-45220-680410		(85,000)	85,000	-	
Public Works	2000	ISF - TS Oper	2000-70-77-45220-690118		136,095	(105,852)	30,243	
Public Works	2000	ISF - Risk - General Liability	2000-70-77-45220-690210		49,394	(38,418)	10,976	
Public Works	2000	ISF - Risk - Workers Comp	2000-70-77-45220-690220		22,506	(17,505)	5,001	
Public Works	2000	ISF - Purch & Fac - Copier Chrg	2000-70-77-45220-690320		13,000	(10,111)	2,889	
Public Works	2000	ISF - Purch & Fac	2000-70-77-45220-690390		126,000	(98,000)	28,000	
Public Works	2000	Admin Chrg - GF - Cost Alloc	2000-70-77-45220-692010		170,036	(132,250)	37,786	
Public Works	2000	Admin Chrg - OPEB	2000-70-77-45220-692012		22,300	(17,344)	4,956	
EXPENSES TOTAL					\$ 44,015,135	\$ 88,690,135	\$ 132,705,270	

**CITY OF MORENO VALLEY
GENERAL FUND
FY 2018/19 Proposed Amendments**

Department	Fund	Account Description	General Ledger Account	Project	Fiscal Year 2018/19 Amended Budget	Proposed Amendment	Revised Budget	Description - Proposed Adjustment
Community Development	1010	Building Permits	1010-20-28-20310-425000		\$ 1,800,000	\$ 85,000	\$ 1,885,000	Based on trends increasing budget.
Police	1010	Agency Svcs - Cnty	1010-60-67-40210-620320		6,770,729	(82,131)	6,688,598	Moving budget from FY18/19 to FY17/18 for March Air Show.
Public Works	1010	CIP Other	1010-70-77-80002-720199	802 0003 70 77	70,000	(70,000)	-	\$70,000 of General Fund was budgeted to CIP project 802 0003 for the maintenance of irrigation and a concentrated area of landscaping around the Nason/60 Freeway Bridge. This maintenance will now be administered by Special Districts. \$70,000 will be transferred out of the General Fund and into "ZONE M MEDIANS."
Public Works	1010	Transfers to ZONE "M" MEDIAN FUND	1010-99-99-91010-905112		108,500	70,000	178,500	
Public Works	1010	Salaries, Overtime	1010-70-76-45110-611210		-	1,000	1,000	Establishing overtime budgets based on projected demands.
Public Works	1010	Salaries, Overtime	1010-70-76-45111-611210		-	21,100	21,100	
Public Works	1010	Salaries, Regular	1010-70-77-45210-611110		-	634,515	634,515	Reflects the reallocation of personnel budgets and internal service fund transactions from Gas Tax to the General Fund.
Public Works	1010	Salaries, Overtime	1010-70-77-45210-611210		-	2,000	2,000	
Public Works	1010	Salaries, Temporary	1010-70-77-45210-611310		-	20,000	20,000	
Public Works	1010	Salaries, Reimbursable (In/Out)	1010-70-77-45210-611510		-	(1,131,014)	(1,131,014)	
Public Works	1010	Salaries, Addl - Bilingual	1010-70-77-45210-611620		-	840	840	
Public Works	1010	Salaries, Addl - Other	1010-70-77-45210-611699		-	43,651	43,651	
Public Works	1010	Benefits - PERS & ERPD Def Comp	1010-70-77-45210-612110		-	234,118	234,118	
Public Works	1010	Benefits - Bank	1010-70-77-45210-612120		-	130,023	130,023	
Public Works	1010	Benefits - Medicare	1010-70-77-45210-612130		-	13,666	13,666	
Public Works	1010	Benefits - Group Life Insurance	1010-70-77-45210-612140		-	4,868	4,868	
Public Works	1010	Benefits - ST/LT Disability	1010-70-77-45210-612145		-	7,942	7,942	
Public Works	1010	Benefits - Addl % Mgmt Pkg	1010-70-77-45210-612150		-	23,049	23,049	
Public Works	1010	Benefits - Auto Allowance	1010-70-77-45210-612155		-	4,095	4,095	
Public Works	1010	Benefits - Annuity	1010-70-77-45210-612160		-	5,527	5,527	
Public Works	1010	Benefits - Other	1010-70-77-45210-612199		-	6,720	6,720	
Public Works	1010	Reimbursed Indirect Costs	1010-70-77-45210-680410		-	(85,000)	(85,000)	
Public Works	1010	ISF - TS Oper	1010-70-77-45210-690118		-	105,852	105,852	
Public Works	1010	ISF - Risk - General Liability	1010-70-77-45210-690210		-	38,418	38,418	
Public Works	1010	ISF - Risk - Workers Comp	1010-70-77-45210-690220		-	17,505	17,505	
Public Works	1010	ISF - Purch & Fac - Copier Chrg	1010-70-77-45210-690320		-	10,111	10,111	
Public Works	1010	ISF - Purch & Fac	1010-70-77-45210-690390		-	98,000	98,000	
Public Works	1010	Admin Chrg - GF - Cost Alloc	1010-70-77-45210-692010		-	132,250	132,250	
Public Works	1010	Admin Chrg - OPEB	1010-70-77-45210-692012		-	17,344	17,344	
EXPENSES TOTAL					\$ 8,749,229	\$ 359,449	\$ 9,108,678	

**CITY OF MORENO VALLEY
NON - GENERAL FUND
FY 2018/19 Proposed Amendments**

Department	Fund	Account Description	General Ledger Account	Project	Fiscal Year 2018/19 Amended Budget	Proposed Amendment	Revised Budget	Description - Proposed Adjustment
Financial & Management Services	2017	Rebates-Energy Efficiency	2017-99-99-92017-580080		\$ -	\$ 10,000	10,000	Increasing the budget based on rebate trends.
Public Works	5112	Transfers in - from GENERAL FUND	5112-99-99-95112-801010		108,500	70,000	178,500	\$70,000 of General Fund was budgeted to CIP project 802 0003 for the maintenance of irrigation and a concentrated area of landscaping around the Nason/60 Freeway Bridge. This maintenance will now be administered by Special Districts. \$70,000 will be transferred out of the General Fund and into "ZONE M MEDIANS."
Public Works	3405	Transfers in - from TWNGT IMPV SPCL TAX REF DEBT S	3405-99-91-93405-803705		36,100	(36,100)	-	
Public Works	3406	Transfers in - from TWNGT SPCL TAX REFNDG DEBT SV	3406-99-91-93406-803706		146,570	(146,570)	-	Due to restructuring of funds, these budgets are not needed under these funds.
Public Works	3414	Transfers in - from IA1 CFD 7 DEBT SERVICE	3414-99-91-93414-803714		32,150	(32,150)	-	
Public Works	4105	Reimbursements-Trustee	4105-99-99-94105-585400		-	35,900	35,900	
Public Works	4106	Reimbursements-Trustee	4106-99-99-94106-585400		-	146,570	146,570	
Public Works	4108	Reimbursements-Trustee	4108-99-99-94108-585400		-	54,200	54,200	To reflect current accounting practices, amounts requesting from Trustee for administrative expenses, as well as amounts going to the Trustee (special taxed received and/or ROPS).
Public Works	4114	Reimbursements-Trustee	4114-99-99-94114-585400		-	31,950	31,950	
REVENUE TOTAL					\$ 323,320	\$ 133,800	\$ 457,120	
City Manager	7210	Non-Invent Asset - Repl	7210-16-39-25411-631011		\$ -	\$ 104,000	\$ 104,000	
City Manager	7210	Computers - Hardware	7210-16-39-25410-630910		-	10,000	10,000	
City Manager	7210	Computers - Software	7210-16-39-25410-630911		-	5,000	5,000	
City Manager	7210	Computers - Hardware	7210-16-39-25411-630910		-	12,532	12,532	
City Manager	7210	Computers - Other	7210-16-39-25411-630999		-	5,000	5,000	
City Manager	7210	Non-Invent Asset - New	7210-16-39-25412-631010		-	15,000	15,000	Computer hardware replacement and software licensing.
City Manager	7210	Non-Invent Asset - Repl	7210-16-39-25412-631011		-	24,000	24,000	
City Manager	7210	Computers - Hardware	7210-16-39-25412-630910		-	3,000	3,000	
City Manager	7210	Computers - Software	7210-16-39-25412-630911		-	3,000	3,000	
City Manager	7210	Computers - Hardware	7210-16-39-25413-630910		-	1,050	1,050	
City Manager	7210	Computers - Software	7210-16-39-25413-630911		-	3,250	3,250	
City Manager	5010	Contractual Svcs - Other	5010-16-56-18510-625099		1,944,543	37,373	1,981,916	For anticipated annual adjustments to utility charges from the Mall Branch Library.
Financial & Management Services	7610	Leave Payouts - Annual	7610-99-99-97610-613110		100,000	50,000	150,000	Budgeting for anticipated leave payouts.
Public Works	5112	Maint & Repair - Bldg & Ground	5112-70-79-25719-620910		123,800	29,000	152,800	For routine maintenance, estimated repairs and EMWD water charges for irrigation in and around the Nason/60 freeway bridge..
Public Works	5112	Utilities - Water	5112-70-79-25719-621030		63,800	6,000	69,800	
Public Works	2000	Salaries, Regular	2000-70-77-45220-611110		784,515	(18,474)	766,041	
Public Works	2001	Salaries, Regular	2001-70-77-45230-611110		30,867	18,474	49,341	
Public Works	2000	Benefits - PERS & ERPD Def Comp	2000-70-77-45220-612110		255,890	(6,030)	249,860	
Public Works	2001	Benefits - PERS & ERPD Def Comp	2001-70-77-45230-612110		10,061	6,030	16,091	
Public Works	2000	Benefits - Bank	2000-70-77-45220-612120		130,023	(4,250)	125,773	
Public Works	2001	Benefits - Bank	2001-70-77-45230-612120		5,343	4,250	9,593	
Public Works	2000	Benefits - Medicare	2000-70-77-45220-612130		13,666	(330)	13,336	Reallocation and update to match current personnel position allocations.
Public Works	2001	Benefits - Medicare	2001-70-77-45230-612130		541	330	871	
Public Works	2000	Benefits - Group Life Insurance	2000-70-77-45220-612140		4,868	(116)	4,752	
Public Works	2001	Benefits - Group Life Insurance	2001-70-77-45230-612140		192	116	308	
Public Works	2000	Benefits - ST/LT Disability	2000-70-77-45220-612145		7,942	(187)	7,755	
Public Works	2001	Benefits - ST/LT Disability	2001-70-77-45230-612145		312	187	499	
Public Works	2000	Benefits - Annuity	2000-70-77-45220-612160		5,527	(300)	5,227	
Public Works	2001	Benefits - Annuity	2001-70-77-45230-612160		300	300	600	
Public Works	3705	Transfers to TWNGT IMPV SPCL TAX CAP ADMIN	3705-99-90-93705-903405		36,100	(36,100)	-	
Public Works	3706	Transfers to 2007 TWNGT SPCLTAX REF CAP ADM	3706-99-90-93706-903406		146,570	(146,570)	-	Due to restructuring of funds, these budgets are not needed under these funds.
Public Works	3714	Transfers to IA1 CFD 7 CAPITAL/ADMIN	3714-99-90-93714-903414		32,150	(32,150)	-	
Public Works	4105	Payments to Trustee	4105-99-99-94105-680402		-	401,400	401,400	
Public Works	4106	Payments to Trustee	4106-99-99-94106-680402		-	1,190,000	1,190,000	To reflect current accounting practices, amounts requesting from Trustee for administrative expenses, as well as amounts going to the Trustee (special taxed received and/or ROPS).
Public Works	4108	Payments to Trustee	4108-99-99-94108-680402		-	430,390	430,390	
Public Works	4114	Payments to Trustee	4114-99-99-94114-680402		-	199,890	199,890	
Public Works	2050	Professional Svcs - Legal Svcs	2050-70-79-25722-620230		-	750	750	Professional services expense for consulting special legal counsel regarding district related issues. Agency services includes the new fee of \$75 from State collected by the County for each recorded boundary map and tax lien.
Public Works	2006	Agency Svcs - Cnty	2006-70-79-25701-620320		3,500	2,250	5,750	

Public Works	2007	Oper Mtrls - Fuel: Alternative Fuel	2007-70-78-45340-630357		25,000	23,000	48,000	
Public Works	2007	Oper Mtrls - Fuel: Alternative Fuel	2007-70-78-45341-630357		7,200	8,800	16,000	
Public Works	2000	Oper Mtrls - Fuel: Alternative Fuel	2000-70-78-45311-630357		4,000	19,000	23,000	Increased alternative fuel costs related to FY 2017/18 vehicle purchases (increase from three to six CNG vehicles).
Public Works	2001	Oper Mtrls - Fuel: Diesel	2001-70-78-45315-630356		7,000	(6,000)	1,000	Increases in alternative fuel costs are partially offset by reductions in diesel usage. Other variables contributing to
Public Works	2000	Oper Mtrls - Fuel: Diesel	2000-70-78-45311-630356		30,000	(5,000)	25,000	increased alternative fuel costs include dual engine street sweepers, mileage variables, fuel efficiency variables, and
Public Works	2007	Oper Mtrls - Fuel: Diesel	2007-70-78-45340-630356		7,000	(5,000)	2,000	fuel costs.
Public Works	7410	Oper Mtrls - Fuel: Diesel	7410-70-78-45370-630356		50,834	(17,000)	33,834	
Public Works	2000	Salaries, Overtime	2000-70-78-45311-611210		-	43,000	43,000	Establish overtime budgets based on projected demands.
Public Works	2001	Salaries, Overtime	2001-70-76-45122-611210		-	1,000	1,000	
Public Works	2000	Salaries, Regular	2000-70-77-45220-611110		784,515	(634,515)	150,000	
Public Works	2000	Salaries, Overtime	2000-70-77-45220-611210		2,000	(2,000)	-	
Public Works	2000	Salaries, Temporary	2000-70-77-45220-611310		20,000	(20,000)	-	
Public Works	2000	Salaries, Reimbursable (In/Out)	2000-70-77-45220-611510		(1,131,014)	1,131,014	-	
Public Works	2000	Salaries, Addl - Bilingual	2000-70-77-45220-611620		840	(840)	-	
Public Works	2000	Salaries, Addl - Other	2000-70-77-45220-611699		43,651	(43,651)	-	
Public Works	2000	Benefits - PERS & ERPD Def Comp	2000-70-77-45220-612110		255,890	(234,118)	21,772	
Public Works	2000	Benefits - Bank	2000-70-77-45220-612120		130,023	(130,023)	-	
Public Works	2000	Benefits - Medicare	2000-70-77-45220-612130		13,666	(13,666)	-	
Public Works	2000	Benefits - Group Life Insurance	2000-70-77-45220-612140		4,868	(4,868)	-	
Public Works	2000	Benefits - ST/LT Disability	2000-70-77-45220-612145		7,942	(7,942)	-	
Public Works	2000	Benefits - Addl % Mgmt Pkg	2000-70-77-45220-612150		23,049	(23,049)	-	Reflects the reallocation of personnel budgets and internal service fund transactions from Gas Tax to the General
Public Works	2000	Benefits - Auto Allowance	2000-70-77-45220-612155		4,095	(4,095)	-	Fund.
Public Works	2000	Benefits - Annuity	2000-70-77-45220-612160		5,527	(5,527)	-	
Public Works	2000	Benefits - Other	2000-70-77-45220-612199		6,720	(6,720)	-	
Public Works	2000	Reimbursed Indirect Costs	2000-70-77-45220-680410		(85,000)	85,000	-	
Public Works	2000	ISF - TS Oper	2000-70-77-45220-690118		136,095	(105,852)	30,243	
Public Works	2000	ISF - Risk - General Liability	2000-70-77-45220-690210		49,394	(38,418)	10,976	
Public Works	2000	ISF - Risk - Workers Comp	2000-70-77-45220-690220		22,506	(17,505)	5,001	
Public Works	2000	ISF - Purch & Fac - Copier Chrg	2000-70-77-45220-690320		13,000	(10,111)	2,889	
Public Works	2000	ISF - Purch & Fac	2000-70-77-45220-690390		126,000	(98,000)	28,000	
Public Works	2000	Admin Chrg - GF - Cost Alloc	2000-70-77-45220-692010		170,036	(132,250)	37,786	
Public Works	2000	Admin Chrg - OPEB	2000-70-77-45220-692012		22,300	(17,344)	4,956	
EXPENSES TOTAL					\$ 4,457,647	\$ 2,045,385	\$ 6,503,032	

RESOLUTION NO. CSD 2018-XX

A RESOLUTION OF THE MORENO VALLEY COMMUNITY SERVICES DISTRICT OF THE CITY OF MORENO VALLEY, CALIFORNIA, ADOPTING THE REVISED OPERATING AND CAPITAL BUDGETS FOR FISCAL YEAR 2017/18 AND FISCAL YEAR 2018/19

WHEREAS, the Community Services District Board (CSD) approved the Operating and Capital Budgets for the City for Fiscal Year 2017/18 and Fiscal Year 2018/19, a copy of which, as may have been amended by the CSD Board, is on file in the Office of the City Clerk and is available for public inspection; and

WHEREAS, the CSD Board approves amendments to the budgets throughout the fiscal year and such prior amendments are reflected within the current amended budget and further ratified as part of the adoption of the Mid-Year budget amendments; and

WHEREAS, the City Manager has heretofore submitted to the President and Board Members of the Moreno Valley Community Services District proposed amendments to the Operating and Capital Budgets for the District for Fiscal Year 2017/18 and Fiscal Year 2018/19, a copy of which, as may have been amended by the District's Board of Directors, is on file in the Office of the City Clerk and is available for public inspection; and

WHEREAS, the said proposed amendments to the Operating and Capital Budgets contain estimates of the services, activities and projects comprising the budget, and contain expenditure requirements and the resources available to the Community Services District; and

WHEREAS, the said proposed amendments to the Operating and Capital Budgets contain the estimates of uses of fund balance as required to stabilize the delivery of CSD services during periods of operational deficits; and

WHEREAS, the President and Board of Directors have made such revisions to the proposed amended Operating and Capital Budgets as so desired; and

WHEREAS, the amended Operating and Capital Budgets, as herein approved, will enable the Community Services District to make adequate financial plans and will ensure that District officers can administer their respective functions in accordance with such plans.

NOW, THEREFORE, THE MORENO VALLEY COMMUNITY SERVICES DISTRICT OF THE CITY OF MORENO VALLEY, CALIFORNIA, DOES HEREBY RESOLVE AS FOLLOWS:

1. The proposed amendments to the Operating and Capital Budgets, as Exhibits A to this Resolution and as on file in the Office of the City Clerk, and as may have been amended by the Community Services District's Board of Directors, is hereby approved and adopted as the annual Operating and Capital Budgets of the Moreno Valley Community Services District for the Fiscal Year 2017/18 and Fiscal Year 2018/19. The amounts of proposed expenditures, which include the uses of fund balance specified in the approved budget, are hereby appropriated for the various budget programs and units for said fiscal years.
2. Pursuant to Section 61047 of the California Government Code, compensation for the City Council acting in the capacity of the Directors of the Community Services District, shall be \$100 per meeting or for each day's service rendered as a Director, not to exceed six days or \$600 in any calendar month. In addition, the Directors shall be compensated for actual and necessary traveling and incidental expenses incurred while on official business.
3. Within fifteen (15) days after the adoption of this Resolution, the City Clerk shall certify to the adoption hereof and, as so certified, cause a copy to be posted in at least three (3) public places within the City.

BE IT FURTHER RESOLVED that this Resolution shall take effect immediately upon its adoption.

APPROVED AND ADOPTED this 20th day of February, 2018.

Mayor of the City of Moreno Valley,
Acting in the capacity of President of the
Moreno Valley Community Services District

ATTEST:

City Clerk, acting in the capacity of
Secretary of the Moreno Valley
Community Services District

APPROVED AS TO FORM:

City Attorney, acting in the capacity
of General Counsel of the Moreno
Valley Community Services District

RESOLUTION JURAT

STATE OF CALIFORNIA)
COUNTY OF RIVERSIDE) ss.
CITY OF MORENO VALLEY)

I, Pat Jacquez-Nares, Secretary of the Moreno Valley Community Services District, Moreno Valley, California do hereby certify that Resolution No. CSD 2018-XX was duly and regularly adopted by the Board of Directors of the Moreno Valley Community Services District at a regular meeting held on the 20th day of February, 2018, by the following vote:

AYES:

NOES:

ABSENT:

ABSTAIN:

(Board members, Vice-President and President)

SECRETARY

(SEAL)

RESOLUTION NO. HA 2018-XX
A RESOLUTION OF THE HOUSING AUTHORITY OF THE
CITY OF MORENO VALLEY, CALIFORNIA, ADOPTING
THE REVISED OPERATING AND CAPITAL BUDGETS
FOR FISCAL YEAR 2017/18 AND FISCAL YEAR 2018/19

WHEREAS, the Housing Authority approved the Operating and Capital Budgets for the City for Fiscal Year 2017/18 and Fiscal Year 2018/19, a copy of which, as may have been amended by the Housing Authority, is on file in the Office of the City Clerk and is available for public inspection; and

WHEREAS, the Housing Authority approves amendments to the budgets throughout the fiscal year and such prior amendments are reflected within the current amended budget and further ratified as part of the adoption of the Mid-Year budget amendments; and

WHEREAS, the City Manager has heretofore submitted to the Housing Authority proposed amendments to the Operating and Capital Budgets for the District for Fiscal Year 2017/18 and Fiscal Year 2018/19, a copy of which, as may have been amended by the Housing Authority, is on file in the Office of the City Clerk and is available for public inspection; and

WHEREAS, the said proposed amendments to the Operating and Capital Budgets contain estimates of the services, activities and projects comprising the budget, and contain expenditure requirements and the resources available to the Housing Authority; and

WHEREAS, the said proposed amendments to the Operating and Capital Budgets contain the estimates of uses of fund balance as required to stabilize the delivery of Housing Authority services during periods of operational deficits; and

WHEREAS, the Housing Authority have made such revisions to the proposed amended Operating and Capital Budgets as so desired; and

WHEREAS, the amended Operating and Capital Budgets, as herein approved, will enable the Housing Authority to make adequate financial plans and will ensure that District officers can administer their respective functions in accordance with such plans.

NOW, THEREFORE, THE HOUSING AUTHORITY OF THE CITY OF MORENO VALLEY, CALIFORNIA, DOES HEREBY RESOLVE AS FOLLOWS:

1. The proposed amendments to the Operating and Capital Budgets, as Exhibit A to this Resolution and as on file in the Office of the City Clerk, and as may have been amended by the Housing Authority, is hereby approved and adopted as the annual Operating and Capital Budgets of the Moreno Valley Housing Authority for the Fiscal Year 2017/18 and Fiscal Year 2018/19.

2. The amounts of proposed expenditures, which include the uses of fund balance specified in the approved budget, are hereby appropriated for the various budget programs and units for said fiscal years.
3. Pursuant to Section 61047 of the California Government Code, compensation for the City Council acting in the capacity of the Housing Authority, shall be \$100 per meeting or for each day's service rendered as a Director, not to exceed six days or \$600 in any calendar month. In addition, the Directors shall be compensated for actual and necessary traveling and incidental expenses incurred while on official business.
4. Within fifteen (15) days after the adoption of this Resolution, the City Clerk shall certify to the adoption hereof and, as so certified, cause a copy to be posted in at least three (3) public places within the City.

BE IT FURTHER RESOLVED that this Resolution shall take effect immediately upon its adoption.

APPROVED AND ADOPTED this 20th day of February, 2018.

Mayor of the City of Moreno Valley,
Acting in the capacity of Chairman of the
Housing Authority

ATTEST:

City Clerk, acting in the capacity of
Secretary of the Housing Authority

APPROVED AS TO FORM:

City Attorney, acting in the capacity of
General Counsel of the Housing Authority

RESOLUTION JURAT

STATE OF CALIFORNIA)
COUNTY OF RIVERSIDE) ss.
CITY OF MORENO VALLEY)

I, Pat Jacquez-Nares, Secretary of the Housing Authority, Moreno Valley, California do hereby certify that Resolution No. HA 2018-XX was duly and regularly adopted by the Commissioners of the Housing Authority at a regular meeting held on the 20th day of February, 2018, by the following vote:

AYES:

NOES:

ABSENT:

ABSTAIN:

(Commissioners, Vice Chairperson and Chairperson)

SECRETARY

(SEAL)

RESOLUTION NO. SA 2018-XX
A RESOLUTION OF THE SUCCESSOR AGENCY TO THE
COMMUNITY REDEVELOPMENT AGENCY OF THE CITY
OF MORENO VALLEY, CALIFORNIA, ADOPTING THE
REVISED OPERATING AND CAPITAL BUDGETS FOR
FISCAL YEAR 2017/18 AND FISCAL YEAR 2018/19

WHEREAS, the Mayor and City Council of the City of Moreno Valley as Successor Agency to the Community Redevelopment Agency of the City of Moreno Valley approved the Operating and Capital Budgets for the City for Fiscal Year 2017/18 and Fiscal Year 2018/19, a copy of which, as may have been amended by the Successor Agency to the Community Redevelopment Agency of the City of Moreno Valley, is on file in the Office of the City Clerk and is available for public inspection; and

WHEREAS, the Mayor and City Council of the City of Moreno Valley as Successor Agency to the Community Redevelopment Agency of the City of Moreno Valley approves amendments to the budgets throughout the fiscal year and such prior amendments are reflected within the current amended budget and further ratified as part of the adoption of the Mid-Year budget amendments; and

WHEREAS, the City Manager has heretofore submitted to the Mayor and City Council of the City Moreno Valley as Successor Agency to the Community Redevelopment Agency of the City of Moreno Valley proposed amendments to the Operating and Capital Budgets for the Agency for Fiscal Year 2017/18 and Fiscal Year 2018/19, a copy of which, as may have been amended by the Successor Agency to the Community Redevelopment Agency of the City of Moreno Valley, is on file in the Office of the City Clerk and is available for public inspection; and

WHEREAS, the said proposed amendments to the Operating and Capital Budgets contain estimates of the services, activities and projects comprising the budget, and contain expenditure requirements and the resources available to the Successor Agency; and

WHEREAS, the said proposed amendments to the Operating and Capital Budgets contain the estimates of uses of fund balance as required to stabilize the delivery of Successor Agency to the Community Redevelopment Agency of the City of Moreno Valley services during periods of operational deficits; and

WHEREAS, the Mayor and City Council have made such revisions to the proposed amended Operating and Capital Budgets as so desired; and

WHEREAS, the amended Operating and Capital Budgets, as herein approved, will enable the Successor Agency to the Community Redevelopment Agency of the City of Moreno Valley to make adequate financial plans and will ensure that City officers can administer their respective functions in accordance with such plans.

NOW, THEREFORE, THE CITY COUNCIL OF THE CITY OF MORENO VALLEY, CALIFORNIA, DOES HEREBY RESOLVE AS FOLLOWS:

1. The proposed amendments to the Operating and Capital Budgets, as Exhibit A to this Resolution and as on file in the Office of the City Clerk, and as may have been amended by the Successor Agency to the Community Redevelopment Agency of the City of Moreno Valley, is hereby approved and adopted as the annual Operating and Capital Budgets of the Moreno Valley Successor Agency to the Community Redevelopment Agency of the City of Moreno Valley for Fiscal Year 2017/18 and Fiscal Year 2018/19.
2. The amounts of proposed expenditures, which include the uses of fund balance specified in the approved budget, are hereby appropriated for the various budget programs and units for said fiscal years.
3. Pursuant to Section 61047 of the California Government Code, compensation for the City Council acting in the capacity of the Successor Agency to the Community Redevelopment Agency of the City of Moreno Valley, shall be \$100 per meeting or for each day's service rendered as a Director, not to exceed six days or \$600 in any calendar month. In addition, the Directors shall be compensated for actual and necessary traveling and incidental expenses incurred while on official business.
4. Within fifteen (15) days after the adoption of this Resolution, the City Clerk shall certify to the adoption hereof and, as so certified, cause a copy to be posted in at least three (3) public places within the City.

BE IT FURTHER RESOLVED that this Resolution shall take effect immediately upon its adoption.

APPROVED AND ADOPTED this 20th day of February, 2018.

Mayor of the City of Moreno Valley

ATTEST:

City Clerk

APPROVED AS TO FORM:

City Attorney

RESOLUTION JURAT

STATE OF CALIFORNIA)
COUNTY OF RIVERSIDE) ss.
CITY OF MORENO VALLEY)

I, Pat Jacquez-Nares, City Clerk of the City of Moreno Valley, California do hereby certify that Resolution No. SA 2018-XX was duly and regularly adopted by the City Council of the City of Moreno Valley at a regular meeting held on the 20th day of February, 2018, by the following vote:

AYES:

NOES:

ABSENT:

ABSTAIN:

(Council Members, Mayor Pro Tem and Mayor)

SECRETARY

(SEAL)